



CAL GRANT A&B

Competitive Program

This document presents aggregate demographic information on the 2018-19 Competitive Cal Grants award new paid recipients. Total competitive new paid recipients: 25,118.

Competitive Cal Grant A awards paid tuition and mandatory systemwide fees of up to \$12,570. **Competitive Cal Grant B** awards paid \$1,672 in living expenses in the first year, and \$1,672 in living expenses plus tuition and mandatory systemwide fees of up to \$12,570 beginning in the second year of eligibility.

Under Senate Bill 1644 (Chapter 403, Statutes of 2000), California students who do not receive an Entitlement Cal Grant A or B award may compete for a Competitive Cal Grant A or B award. These awards are not entitlements. The statute increased the number of awards available to 25,750 beginning with the 2015-16 academic year.

Fifty percent of the Competitive Cal Grant A and B awards are available to all students who meet the eligibility criteria and apply by the March 2nd Cal Grant application deadline. The remaining fifty percent are reserved for students who will be enrolled at a California Community College (CCC). CCC students are eligible to apply by either the March 2nd or the September 2nd Cal Grant application deadline.

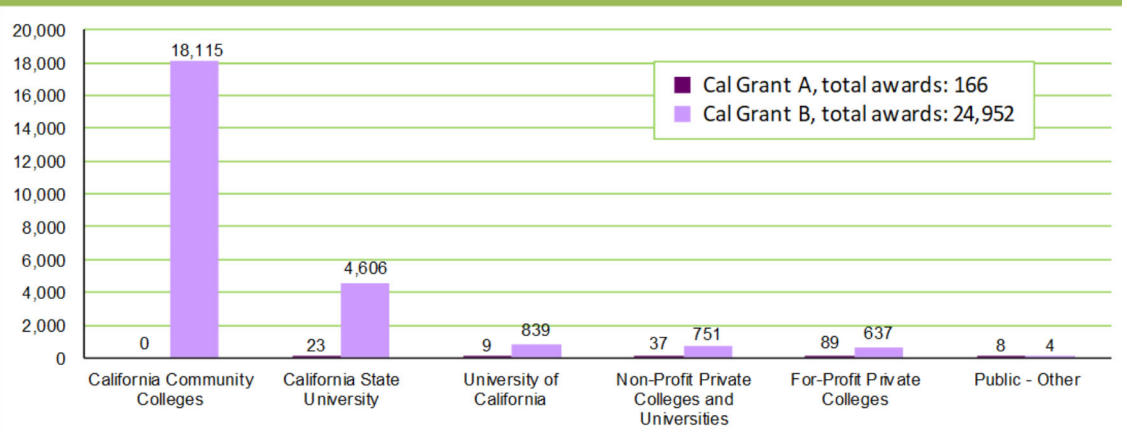
The data in this document reflect the 2018-19 Competitive Cal Grants awarded to qualified applicants who applied by one or both deadlines, received award offers, attended Cal Grant participating institutions, and were subsequently paid. It also includes recipients who were awarded in previous years but were first paid in 2018-19.

For 2018-19, 33,675 students were offered Competitive Cal Grant A and B awards, of which 25,118 actually used their awards and became Paid Recipients, including 166 Cal Grant A and 24,952 Cal Grant B.

Some items of note include:

- In 2018-19, 24,952 of 25,118 (99%) students were Cal Grant B recipients (Table 1, p. 1).
- Over 72 percent of recipients were at least 25 years of age (Table 4, p. 2; Table 9, p. 3).
- Most recipients attended a CCC (72%) compared to 18% at CSU and 3% each at UC, non-profit privates, and for-profit privates (Table 1, p. 1).

TABLE 1
Competitive Cal Grant A and B New Paid Recipients by School Segment



Competitive Cal Grant A

Award requirements include financial and basic eligibility and a minimum 3.0 high school grade point average (GPA) or a minimum 2.4 college GPA. Cal Grant A awards provide for full system-wide fees at the California State University and the University of California, as well as tuition support at non-profit and for-profit private California colleges. Of these Cal Grant A awards, 144 were made for the March 2nd deadline, while 13 percent, or 22 awards, were made for the September 2nd deadline cycle.

TABLE 2
Competitive Cal Grant A
Average Student Assets by Segment*

School Segment	Assets
California Community Colleges	N/A
University of California	\$0
California State University	\$43
Non-Profit Private Colleges & Universities	\$0
For-Profit Private Colleges	\$0

* 94 percent of new paid recipients are independent.

TABLE 3
Competitive Cal Grant A
New Paid Recipients by School Segment

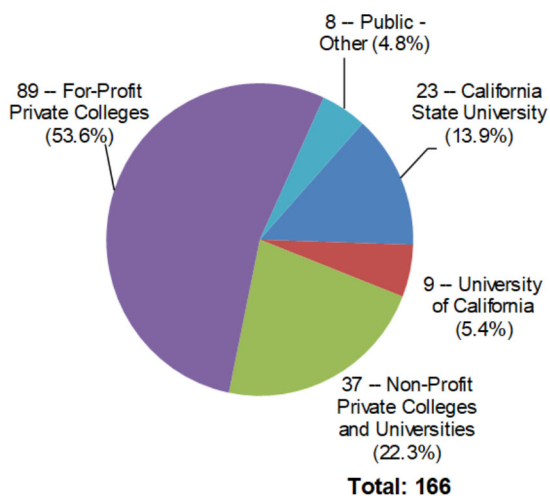


TABLE 4
Competitive Cal Grant A
New Paid Recipients by Age

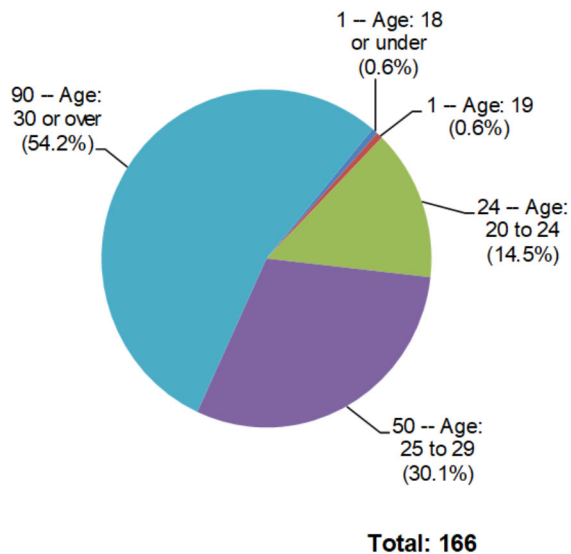


TABLE 5
Competitive Cal Grant A
New Paid Recipients by Income

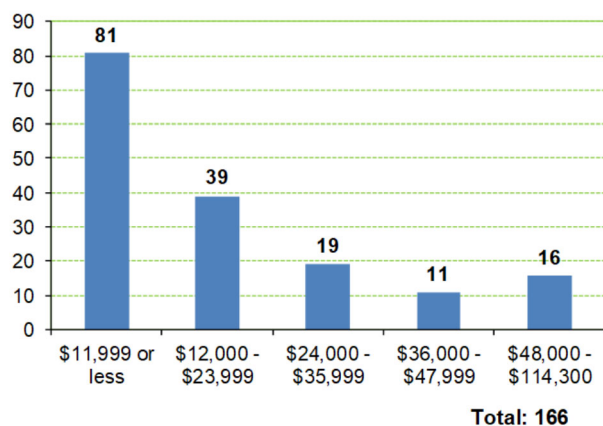
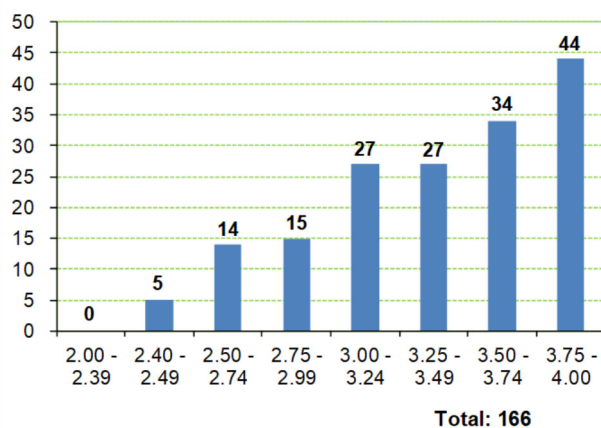


TABLE 6
Competitive Cal Grant A
New Paid Recipients by GPA



Competitive **B** Cal Grant

Award requirements include financial and basic eligibility and a minimum 2.0 GPA. Cal Grant B awards provide up to \$1,672 for books and living expenses for first-year students. Beginning with the recipient's second year of attendance, Cal Grant B awards also help pay for tuition and fees at public or independent four-year colleges or other qualifying institutions at the same level as the Cal Grant A award. Of these Cal Grant B awards, 12,143 were made for the March 2nd deadline, while 51 percent, or 12,809 awards, were made for the September 2nd deadline.

TABLE 7
Competitive Cal Grant B
Average Student Assets by Segment*

School Segment	Assets
California Community Colleges	\$54
University of California	\$62
California State University	\$76
Non-Profit Private Colleges & Universities	\$52
For-Profit Private Colleges	\$80

* 92 percent of new paid recipients are independent.

TABLE 8
Competitive Cal Grant B
New Paid Recipients by School Segment

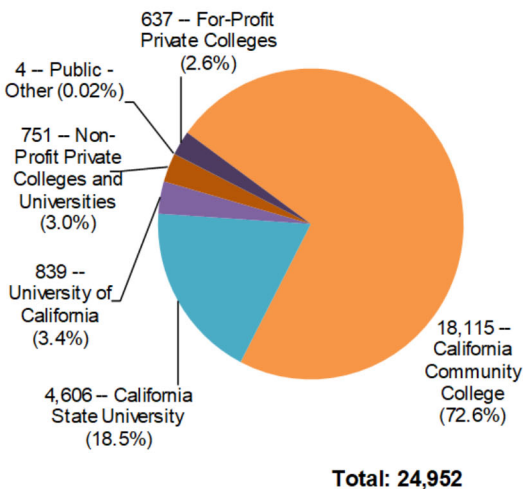


TABLE 9
Competitive Cal Grant B
New Paid Recipients by Age

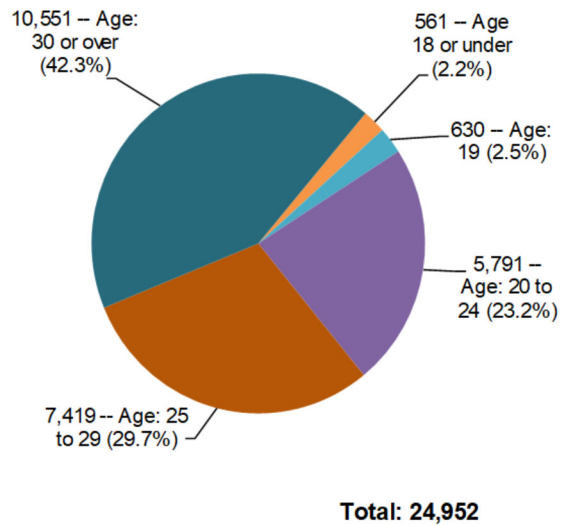


TABLE 10
Competitive Cal Grant B
New Paid Recipients by Income

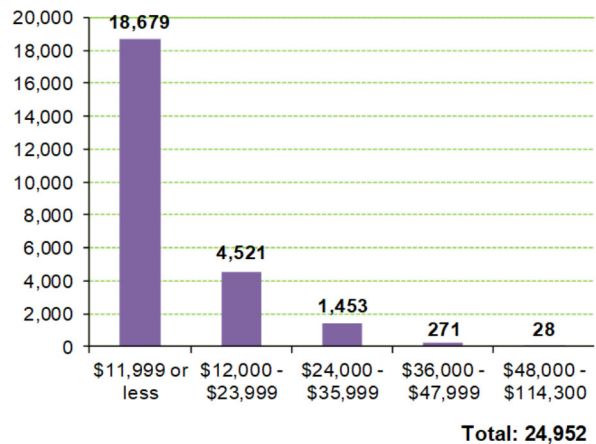
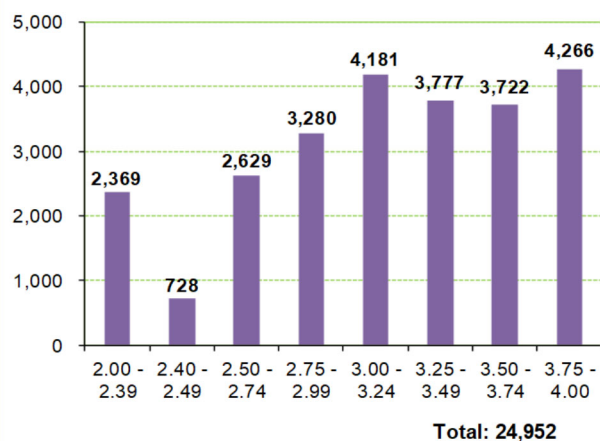


TABLE 11
Competitive Cal Grant B
New Paid Recipients by GPA



About the New Paid Recipients

TABLE 12
Typical New Paid Recipient

	March 2 nd Deadline	September 2 nd Deadline	Both Deadlines
Age	31	30	31
Income	\$7,152	\$7,346	\$7,251
GPA	3.22	3.13	3.17
Family Size	2.4	2.7	2.5

TABLE 13
Competitive Cal Grant A and B
New Paid Recipients by Program and Gender

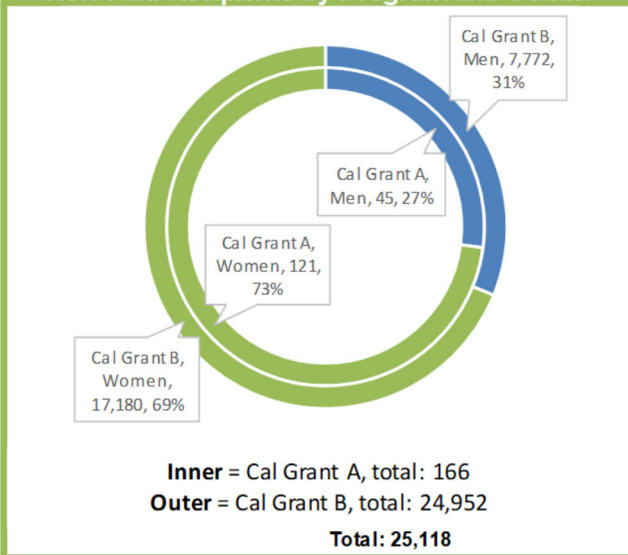
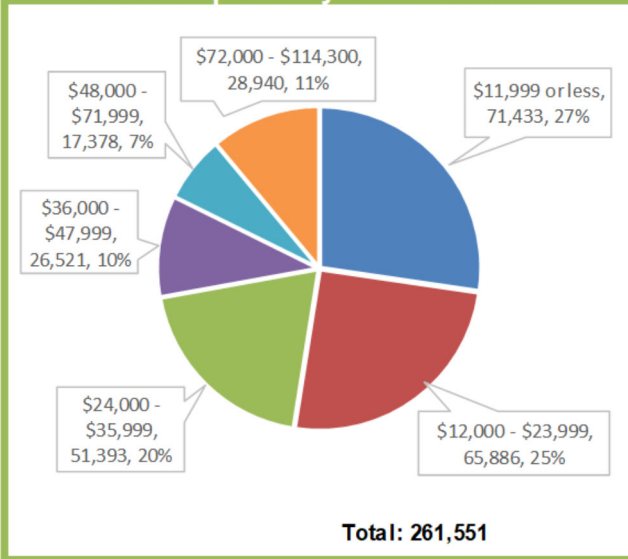


TABLE 14
Competitive Program Eligible
Non-Recipients by Income Bracket



About the Applicants

Applicants must meet multiple criteria to qualify. Submitting both the Free Application for Federal Student Aid (FAFSA) and the Cal Grant GPA Verification Form is the first step for students to be considered for a Competitive Cal Grant award. For 2018-19, 295,226 students were successful in meeting the financial and basic eligibility criteria. Additional eligibility criteria may include a disadvantaged high school experience, an orphan or ward of the court status and the size of the applicant's family relative to household income. Of the qualified students, about 11 percent (33,675) received offers. 261,551 qualified students remained unserved by this program.



CALIFORNIA
STUDENT AID
COMMISSION

California Student Aid Commission
P.O. Box 419026
Rancho Cordova, CA 95741-9026
www.csac.ca.gov

The California Student Aid Commission is the state principal agency responsible for administering financial aid programs for students attending public and private universities, colleges, and vocational schools in California. The financial aid programs include the Cal Grant program, the Chafee Grant Program and several targeted state scholarship and loan assumption programs. The Commission also administers financial aid awareness and outreach programs, such as CalSOAP and Cash for College, in collaboration with business, private industry and community-based organizations.