



# Cal Grant

## Competitive Program

*This document displays data from the 2001–02 Competitive grants awarded to March and September recipients.*

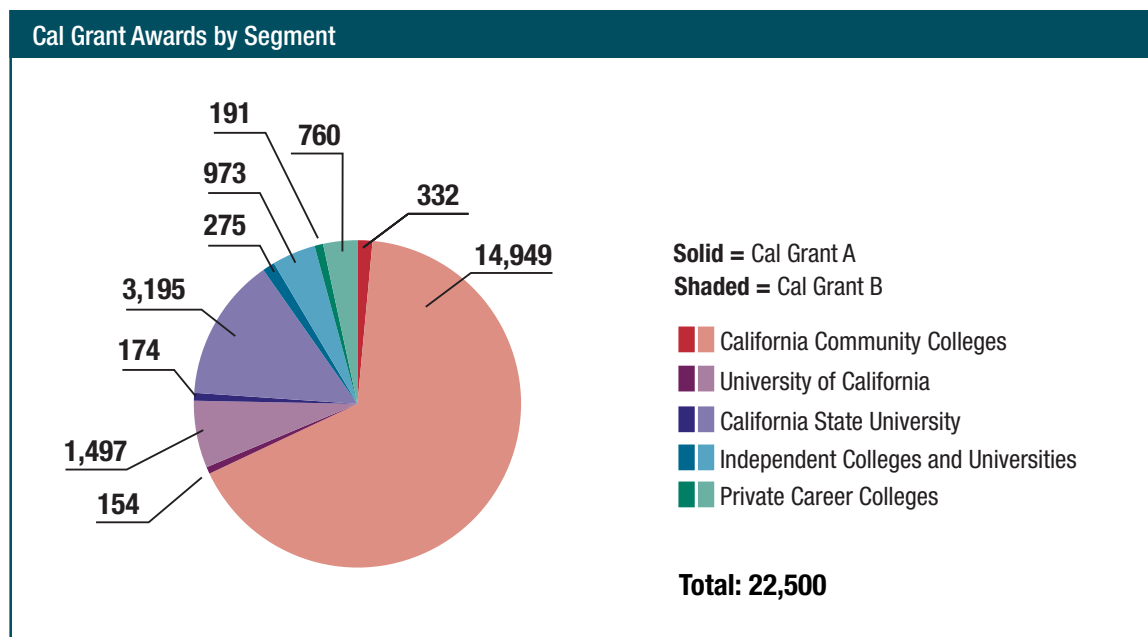
**The California Student Aid Commission** is the state’s principal provider of intersegmental statewide grant aid to postsecondary students. Founded in 1955 as the California State Scholarship Commission, the Commission’s primary programmatic responsibilities include administration of the Cal Grant program and several targeted state scholarship and loan forgiveness programs. The 15-member Commission also oversees the activities of its non-profit student loan services auxiliary, EDFUND.

Under Senate Bill 1644 (Chapter 403, Statutes of 2000) California students who graduated prior to July 2000 may compete for 22,500

Competitive Cal Grant awards. These awards are not an entitlement—not “guaranteed.”

Half of these grants (11,250) are applied for during the March 2nd Cal Grant application deadline process, and awarded at that time. The other half (11,250) are required by SB 1644 to be set aside for a September 2nd application deadline. Those students applying by September 2nd must be registered to attend a California Community College in the fall.

This document displays data from the 2001–02 Competitive grants awarded to students who applied by both deadlines, received awards, or were financially eligible to receive an award.



# Cal Grant Competitive A

**Award Requirements** include financial and basic eligibility and a minimum 3.0 grade point average (GPA). This Competitive award provides for full systemwide fees at the California State University and the University of California, as well as tuition support at private California colleges and universities. Of these Cal Grant A awards, 889 were made for the March 2 deadline, while 21% or 237 awards were made after the September deadline.

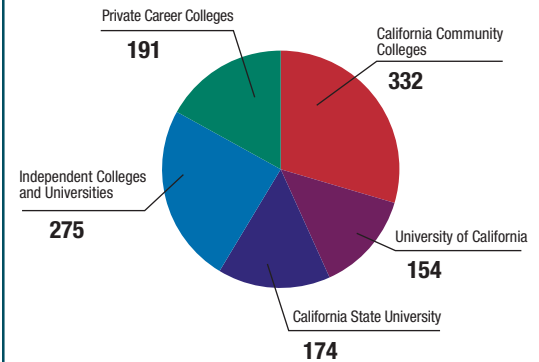
## Cal Grant A Awards by Gender

Men	364	32%
Women	762	68%
<b>Total</b>	<b>1,126</b>	<b>100%</b>

## Cal Grant A Average Parental Assets by Segment

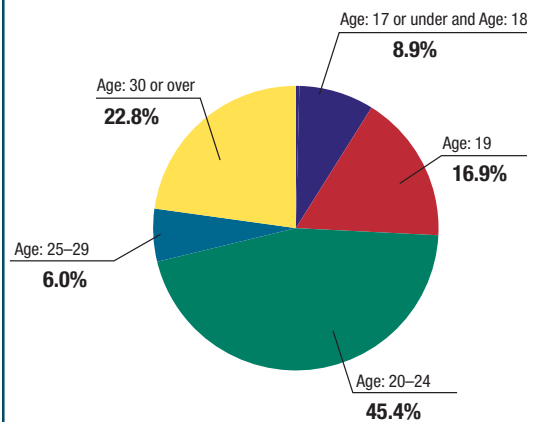
School Segment	Assets
California Community Colleges (March)	\$3,590
California Community Colleges (September)	\$2,088
University of California	\$7,545
California State University	\$5,322
Independent Colleges and Universities	\$4,248
Private Career Colleges	\$1,835

## Cal Grant A Awards by School Segment



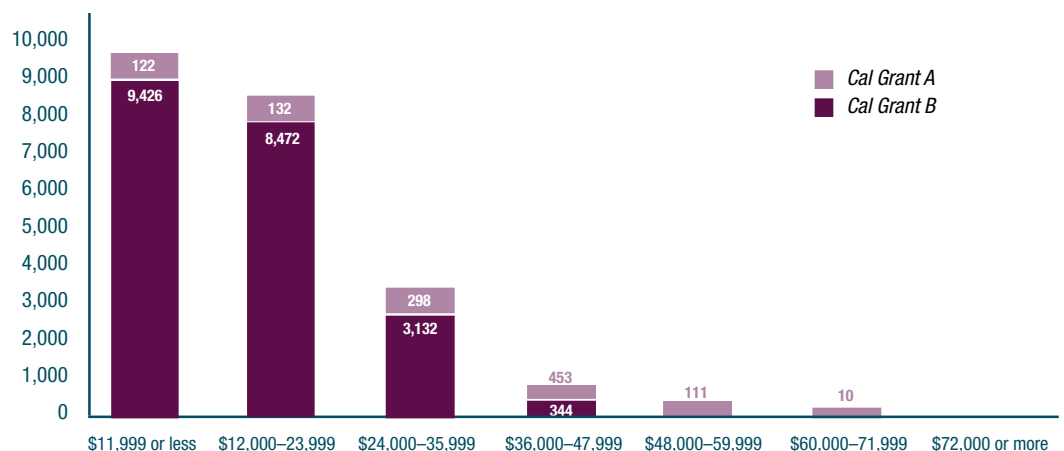
**Total: 1,126**

## Cal Grant A Awards by Age

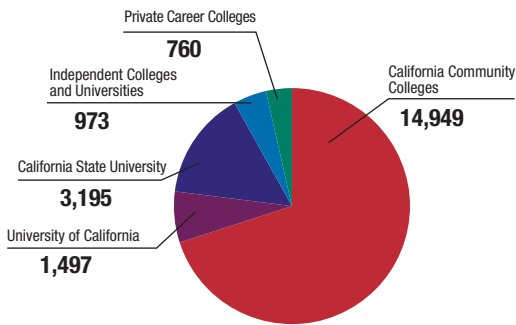


**Total: 1,126**

## Cal Grant Competitive A and B Award Recipients by Income



### Cal Grant B Awards by School Segment

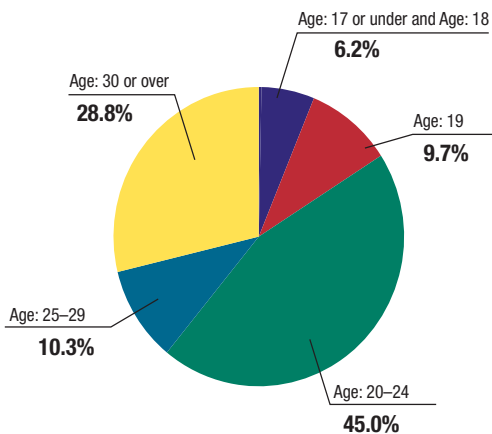


**Total: 21,374**

# Cal Grant Competitive B

**Award Requirements** include financial and basic eligibility and a minimum 2.0 GPA. Cal Grant B awards provide up to \$1,551 for books and living expenses for first-year students. Beginning in the second year of benefits, Cal Grant B also helps pay for tuition and fees at public or private four-year colleges or other qualifying institutions. Of these Cal Grant B awards, 10,348 were made for the March 2 deadline, while 52% or 11,026 awards were made after the September deadline.

### Cal Grant B Awards by Age



**Total: 21,374**

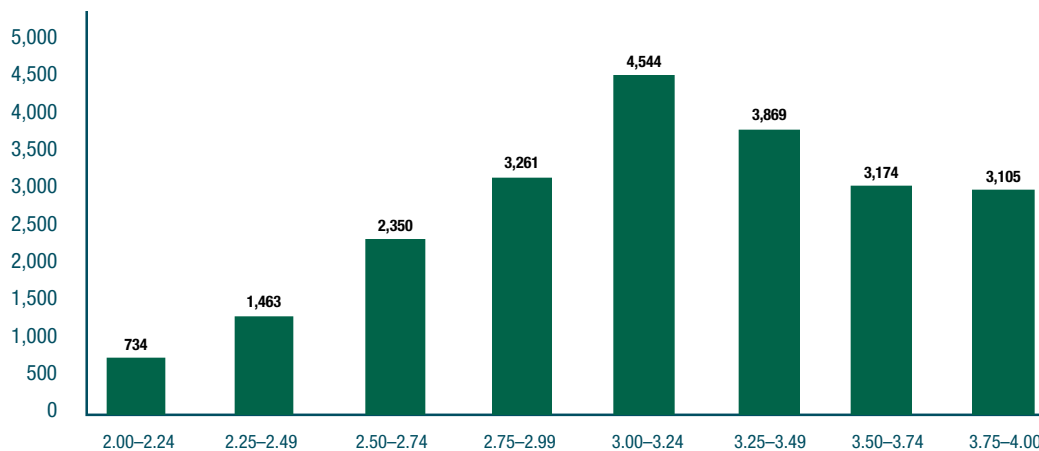
#### Cal Grant B Awards by Gender

Men	5,989	28%
Women	15,385	72%
<b>Total</b>	<b>21,374</b>	<b>100%</b>

#### Cal Grant B Average Parental Assets by Segment

School Segment	Assets
California Community Colleges (March)	\$1,107
California Community Colleges (September)	\$864
University of California	\$4,741
California State University	\$2,030
Independent Colleges and Universities	\$2,989
Private Career Colleges	\$1,261

### Cal Grant Competitive A and B Awards by GPA

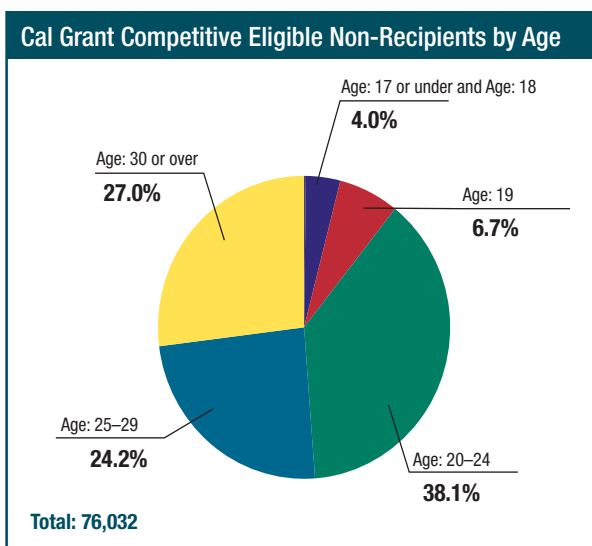
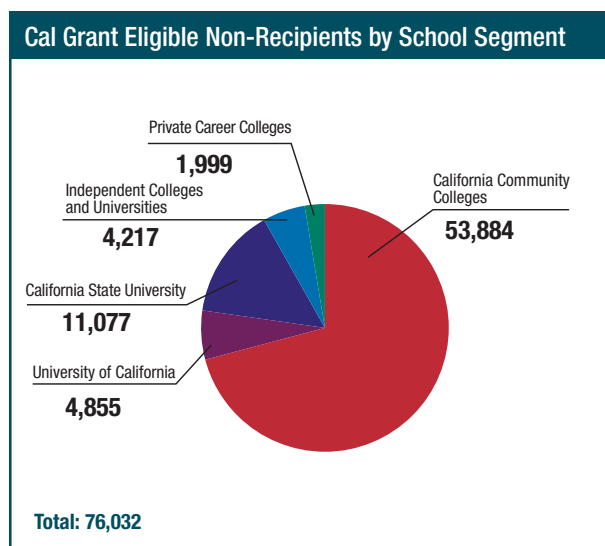


# Eligible Non-Recipients



California Student Aid Commission  
P.O. Box 419030  
Rancho Cordova, CA 95741-9030  
[www.csac.ca.gov](http://www.csac.ca.gov)

**Applicants must meet multiple criteria to qualify.** Submission of both the FAFSA and GPA Verification Form is the first step for applicants to be considered for a Competitive grant. 98,532 students were successful in meeting the financial and basic eligibility criteria. Additional eligibility criteria includes students with disadvantaged high school experience, orphans and wards of the court, the number of family members in the applicant's household in relation to the household income, and others. Of the applicant pool, about one out of five, or 22 percent, of successful applicants received awards. The remaining 78 percent remain unserved.



**Eligible Non-Recipients by Gender**

Men	30,185	40%
Women	45,847	60%
<b>Total</b>	<b>76,032</b>	<b>100%</b>

**Average Parental Assets and Number of Non-Recipients by School Segment**

School Segment	Assets
California Community Colleges	\$1,875
University of California	\$7,885
California State University	\$4,263
Independent Colleges and Universities	\$7,113
Private Career Colleges	\$2,265