



Cal Grant

High School Entitlement Program

This document displays data about the 2014-15 High School Entitlement Cal Grant A and B new paid recipients. Total High School Entitlement new paid recipients: 84,633.

Entitlement Cal Grant A awards provided funds toward tuition and mandatory systemwide fees of up to \$12,192. Entitlement Cal Grant B awards provided \$1,648 in funds toward living expenses in the first year, and \$1,648 in living expenses and tuition and mandatory systemwide fees of up to \$12,192 beginning in the second year of eligibility.

Senate Bill 1644 (Chapter 403, Statutes of 2000), guarantees an Entitlement Cal Grant A or B award to every graduating high school senior who has financial need and who is academically eligible. This guarantee moved California closer to making college accessible and affordable for all those who wish to seek a postsecondary education.

For the 2014-15 March 2nd Entitlement award application deadline, the applicant pool included recent high school graduates, as well as those who graduated in 2012-13 and did not receive a Cal Grant award. For the second year, Dream Act students who met specified criteria were eligible to apply for Entitlement Cal Grant awards, as authorized by Chapter 604, Statutes of 2011, and used the California Dream Act Application to apply.

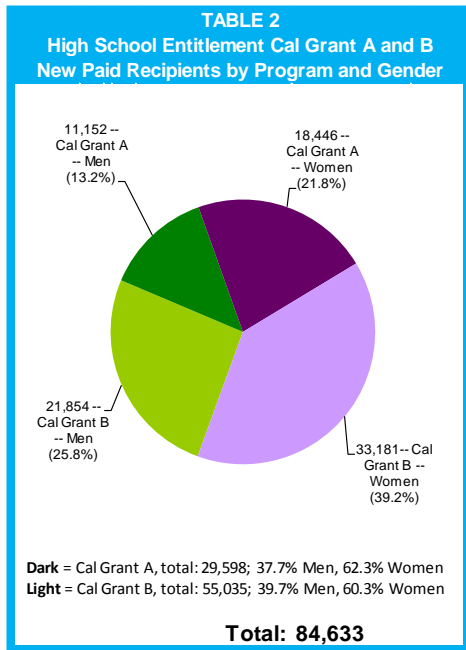
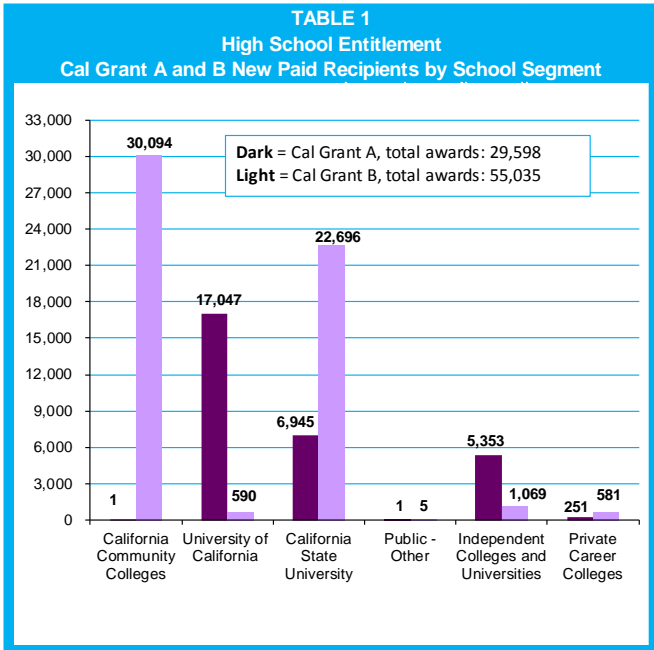
The data in this report reflect the 2014-15 High School Entitlement (Entitlement) Cal Grant A and B new paid recipients. * Paid Recipients are those who applied for Entitlement Cal Grant awards, met statutory requirements and were offered awards, attended Cal Grant participating institutions, and received payment.

For 2014-15, 138,867 students were offered Entitlement Cal Grant A and B awards which included 45,468 Cal Grant A awards and 93,399 Cal Grant B awards. Of the 138,867 offered awardees, 84,633 (61%) actually used

their awards and became Paid Recipients. Of the 84,633, 29,598 (35%) were in the Entitlement Cal Grant A program and 55,035 (65%) were in the Entitlement Cal Grant B program.

Some items of note include the following:

- Nearly 96% (52,790 of 55,035) of Paid Recipients in the Entitlement Cal Grant B program, which serves the lowest-income students, attend the California Community Colleges (CCC) and the California State University (CSU) (Table 1, p. 1; Table 9, p. 3).
- The average amount of parental assets of the Entitlement Cal Grant B Paid Recipients was \$174 for those attending CCC and \$313 for those attending CSU (Table 8, p.3).
- The average income level for Entitlement Cal Grant B Paid Recipients was \$20,479, and average family size was 4.2 persons (Table 14, p. 4). Over 32,700, or 59%, of the 55,035 Entitlement Cal Grant B Paid Recipients had incomes of less than \$24,000 (Table 11, p. 3). The 2015 federal poverty guideline for a family of 4 was \$24,250 (see <https://aspe.hhs.gov/2015-poverty-guidelines>).
- Over 57% (17,047 of 29,598) of Paid Recipients in the Entitlement Cal Grant A program attend the University of California (UC), and UC has more than twice as many Entitlement Cal Grant A Paid Recipients as CSU (Table 1, p. 1; Table 4, p. 2).
- The participation of women (51,627) in the High School Entitlement Cal Grant A and B programs exceeds that of men (33,006) by 18,621, or 22% (Table 2, p.1).



* Data reflects paid recipients as of their last school of attendance, therefore, it includes those who may transfer from a tuition-charging institution to a community college. Prior to 2013-14, reports reflected those who received an offer for an award (offered awardee), not those who actually received payment (paid recipient).

Entitlement Cal Grant

A

Award requirements include financial eligibility, a minimum 3.0 grade point average (GPA) and graduation from high school primarily in 2013-14, or 2012-13 for those who did not receive a Cal Grant award in the year immediately following high school graduation. Cal Grant A awards provide for full tuition and systemwide fees at the California State University (\$5,472) and the University of California (\$12,192), as well as tuition support at independent California colleges and universities and private for-profit institutions accredited by the Western Association of Schools and Colleges (\$9,084), and private career colleges (\$4,000). The following charts include data on High School Entitlement Cal Grant A new paid recipients by: average parental assets, school segment, GPA, income, and age.

TABLE 3

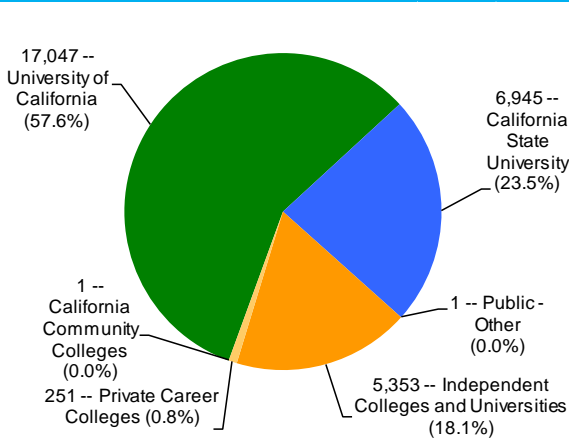
Cal Grant A Average Parental Assets by Segment*

School Segment	Assets
California Community Colleges	N/A
University of California	\$1,514
California State University	\$2,113
Public - Other	\$0
Independent Colleges and Universities	\$2,110
Private Career Colleges	\$1,153

* Assets do not include the primary residence or retirement plans; 98 percent of new paid recipients are dependent.

TABLE 4

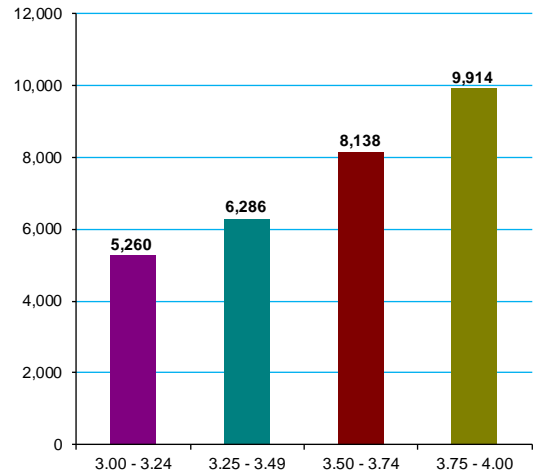
Cal Grant A New Paid Recipients by School Segment



Total: 29,598

TABLE 5

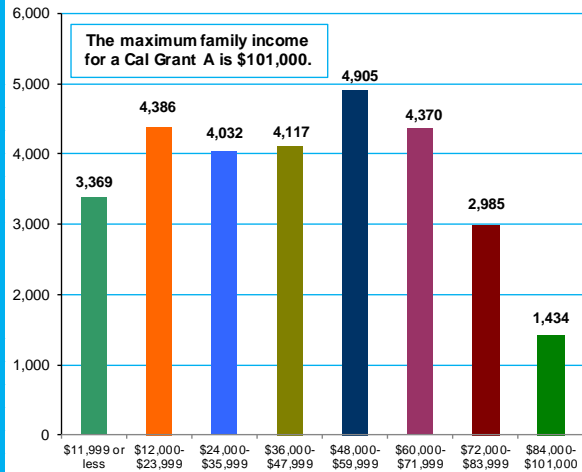
Cal Grant A New Paid Recipients by GPA



Total: 29,598

TABLE 6

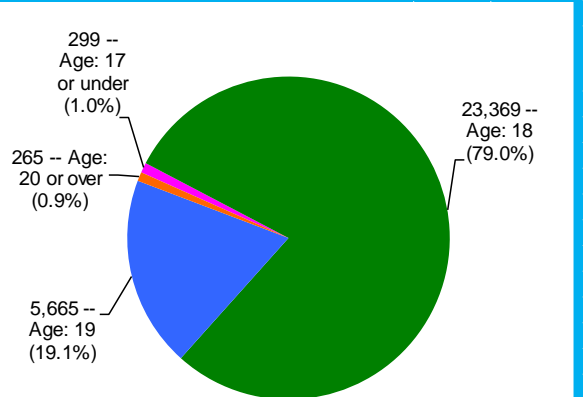
Cal Grant A New Paid Recipients by Income



Total: 29,598

TABLE 7

Cal Grant A New Paid Recipients by Age



Total: 29,598

Entitlement Cal Grant B

Award requirements include financial eligibility, a minimum 2.0 GPA and graduation from high school primarily in 2013-14, or 2012-13 for those who did not receive a Cal Grant award in the year immediately following high school graduation. Cal Grant B awards provide up to \$1,648 for books and living expenses for first-year students. Beginning with the recipient's second year of attendance, Cal Grant B awards also help pay for tuition and fees at public and independent four-year colleges or other qualifying institutions. The following charts include data on High School Entitlement Cal Grant B new paid recipients by: average parental assets, school segment, GPA, income, and age.

TABLE 8
Cal Grant B Average Parental Assets by Segment*

School Segment	Assets
California Community Colleges	\$174
University of California	\$1,609
California State University	\$313
Public - Other	\$0
Independent Colleges and Universities	\$924
Private Career Colleges	\$61

* Assets do not include the primary residence or retirement plans; 93 percent of new paid recipients are dependent.

TABLE 9
Cal Grant B New Paid Recipients by School Segment

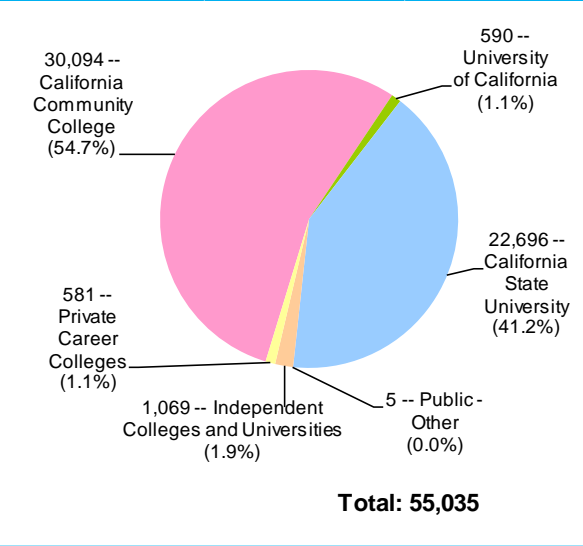


TABLE 10
Cal Grant B New Paid Recipients by GPA

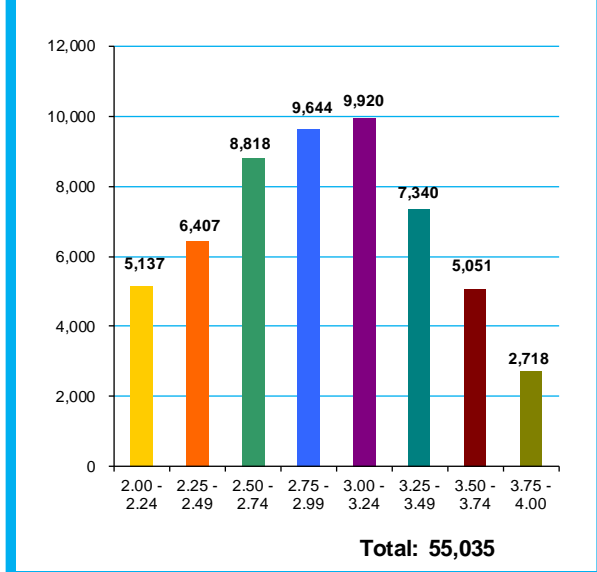


TABLE 11
Cal Grant B New Paid Recipients by Income

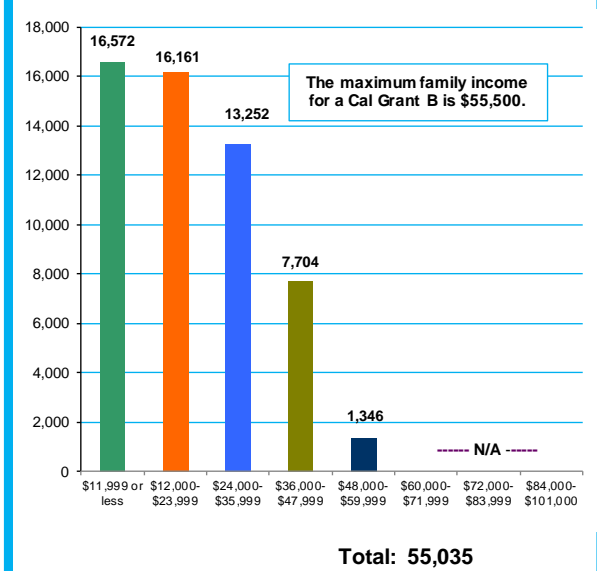
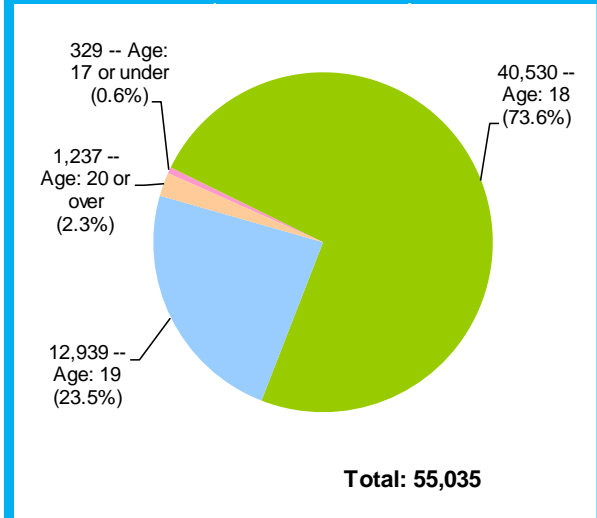


TABLE 12
Cal Grant B New Paid Recipients by Age



About the New Paid Recipients

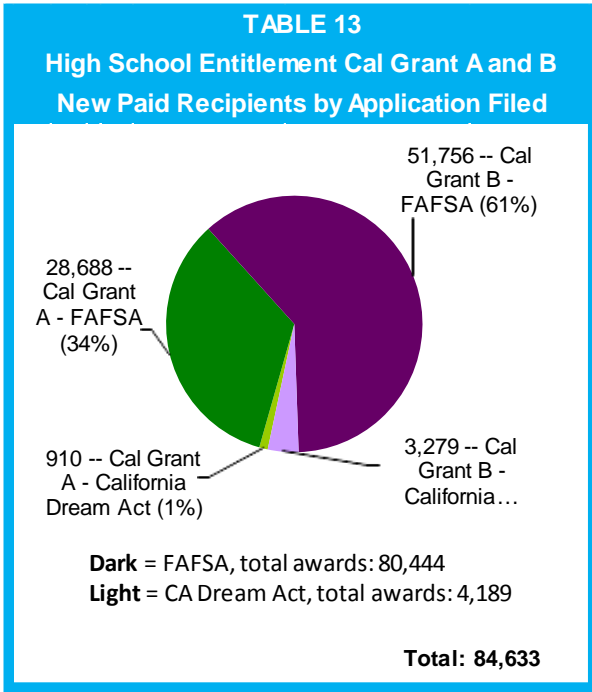
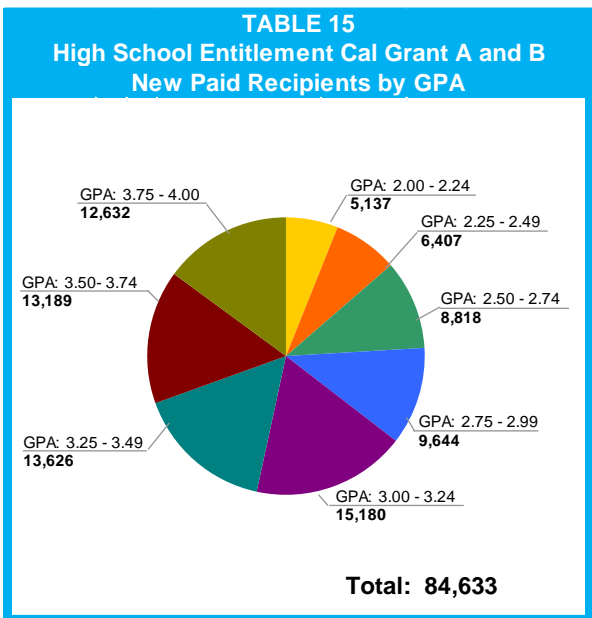


TABLE 14
Typical New Paid Recipient

	Income	GPA	Family Size
Cal Grant A	\$43,896	3.57	4.2
Cal Grant B	\$20,479	2.93	4.2
All (Cal Grant A & B)	\$28,669	3.15	4.2



About the Applicants

Applicants must meet multiple criteria to qualify. Submitting both the Free Application for Federal Student Aid (FAFSA) or the California Dream Act Application and the Cal Grant GPA Verification Form is the first step for students to be considered for a High School Entitlement award. Of the 228,380 students who were successful in completing this first step, 32,275 did not qualify for various reasons. Examples of these reasons include: neglecting to indicate they were a California resident at the time of high school graduation, mistakenly indicating they had already graduated with a bachelor's degree, and not listing a California school seeking to participate in the Cal Grant Program on the FAFSA. These applicants were given the opportunity to correct their application and receive a High School Entitlement award. The remaining 196,105 applicants were matched against the program's financial criteria, and 138,867 were offered a High School Entitlement Cal Grant. Of the 138,867 offered awardees, 84,633 attended an eligible Cal Grant participating institution and became Paid Recipients, including 29,598 in the Entitlement Cal Grant A program and 55,035 in the Entitlement Cal Grant B program.



California Student Aid Commission
P.O. Box 419026
Rancho Cordova, CA 95741-9026
www.csac.ca.gov

The California Student Aid Commission is the state principal agency responsible for administering financial aid programs for students attending public and private universities, colleges, and vocational schools in California. The financial aid programs include the Cal Grant program, the Chafee Grant Program and several targeted state scholarship and loan assumption programs. The Commission also administers financial aid awareness and outreach programs, such as Cal-SOAP and Cash for College, in collaboration with business, private industry and community-based organizations.