



Cal Grant

Competitive Program

This document displays data about the 2003–04 Competitive grants awarded to recipients. It also includes data for students who filed on time and were financially eligible but did not receive an award (qualified non-recipients).

Under Senate Bill 1644 (Chapter 403, Statutes of 2000), California students who graduated from high school prior to July 2000 may compete for 22,500 Competitive Cal Grant awards. These awards are not an entitlement – not “guaranteed,” as are the Cal Grant Entitlement awards. Competitive awards are limited to the statutory number.

Students apply for half of these grants (11,250) by the March 2nd Cal Grant application deadline. The

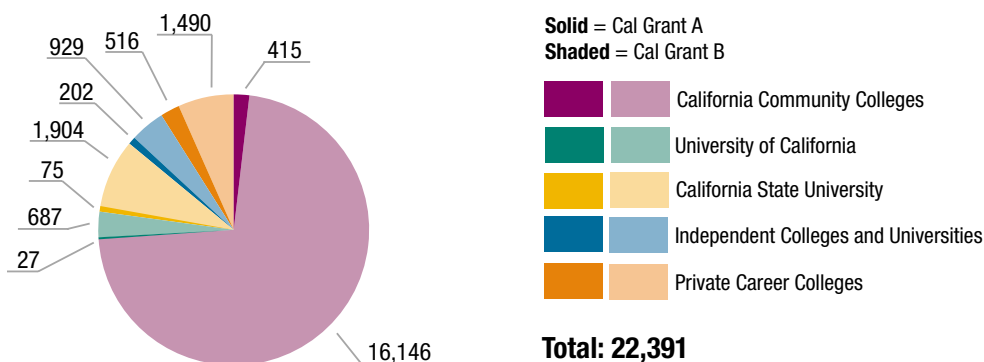
remaining grants (11,250) are required to be set aside for the September 2nd application deadline for students attending a California Community College in the fall.

This document displays data from the 2003-04 Competitive Cal Grants awarded to students who applied by one or both deadlines and received awards or were financially eligible to receive an award (qualified non-recipients).

Typical Recipient

	March 2 nd Deadline	September 2 nd Deadline	Both Deadlines
Age	31	30	31
Income	\$13,524	\$14,445	\$13,972
GPA	3.30	3.30	3.30
Family Size	2.9	3.1	3.0

Awards by Segment



Note: The numbers in this document reflect the number of recipients with an active award as of December 31, 2003.

Cal Grant Competitive A

Award requirements include financial and basic eligibility and a minimum 3.0 grade point average (GPA). Cal Grant A awards provide for full systemwide fees at the California State University and the University of California, as well as tuition support at private California colleges and universities. Of these Cal Grant A awards, 930 were made for the March 2nd deadline, while 25%, or 305, awards were made for the September deadline.

Cal Grant A Awards by Gender

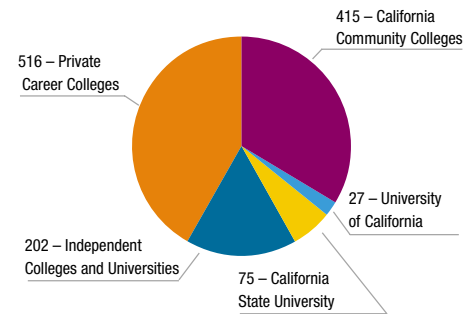
Men	341	28%
Women	894	72%
Total	1,235	100%

Average Student Assets by Segment*

School Segment	Assets
California Community Colleges	\$877
University of California	\$447
California State University	\$1,942
Independent Colleges and Universities	\$597
Private Career Colleges	\$476

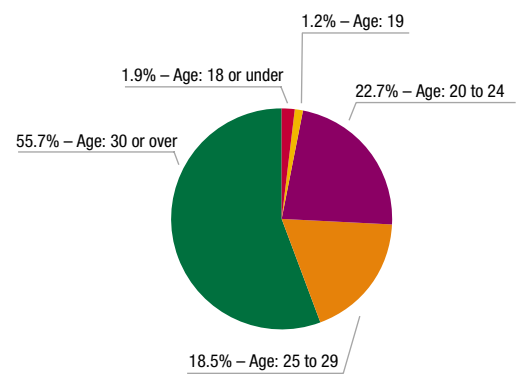
*82% of recipients are independent.

Cal Grant A Awards by School Segment



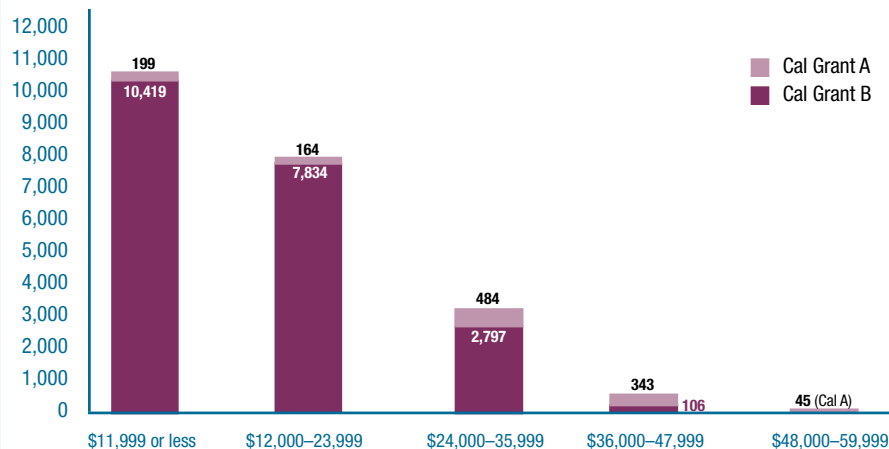
Total: 1,235

Cal Grant A Awards by Age

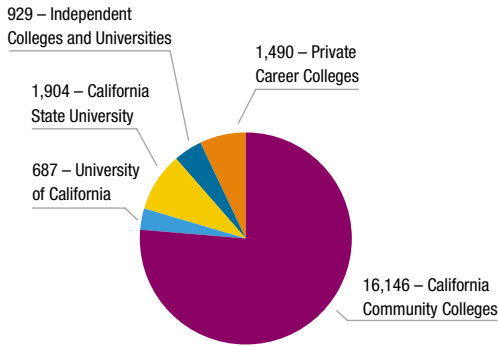


Total: 1,235

Cal Grant Competitive A and B Award Recipients by Income



Cal Grant B Awards by School Segment

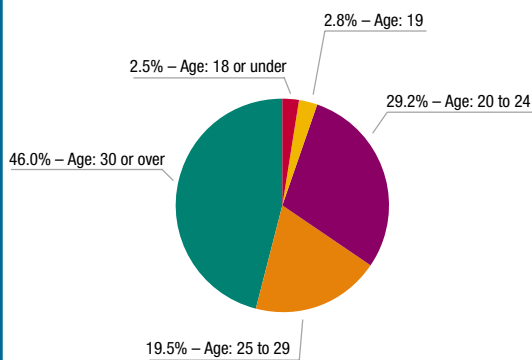


Total: 21,156

Cal Grant Competitive B

Award requirements include financial and basic eligibility and a minimum 2.0 GPA. Cal Grant B awards provide up to \$1,551 for books and living expenses for first-year students. Beginning with the recipient's second year of attendance, Cal Grant B awards also help pay for tuition and fees at public or private four-year colleges or other qualifying institutions. Of these Cal Grant B awards, 10,569 were made for the March 2nd deadline, while 50%, or 10,587, awards were made for the September deadline.

Cal Grant B Awards by Age



Total: 21,156

Cal Grant B Awards by Gender

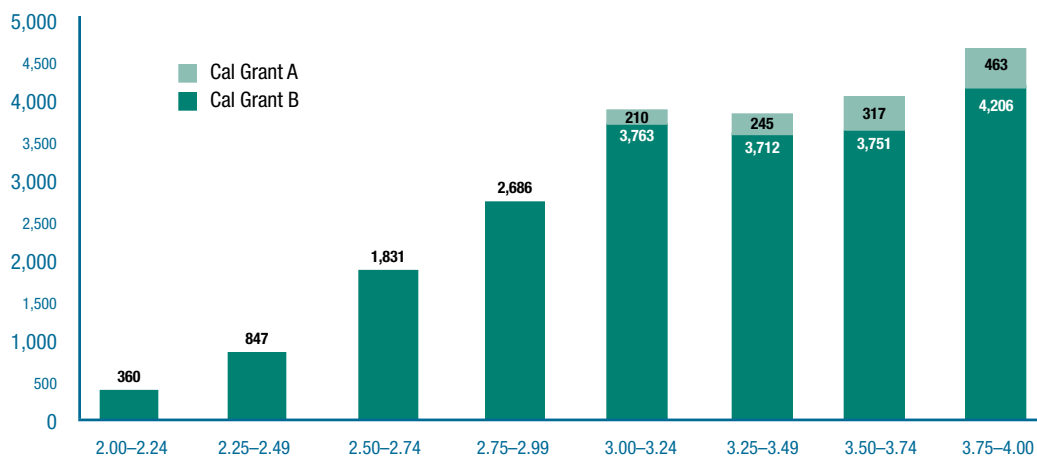
Men	5,293	25%
Women	15,863	75%
Total	21,156	100%

Average Student Assets by Segment*

School Segment	Assets
California Community Colleges	\$306
University of California	\$484
California State University	\$271
Independent Colleges and Universities	\$429
Private Career Colleges	\$248

*79% of recipients are independent.

Cal Grant Competitive A and B Award Recipients by GPA



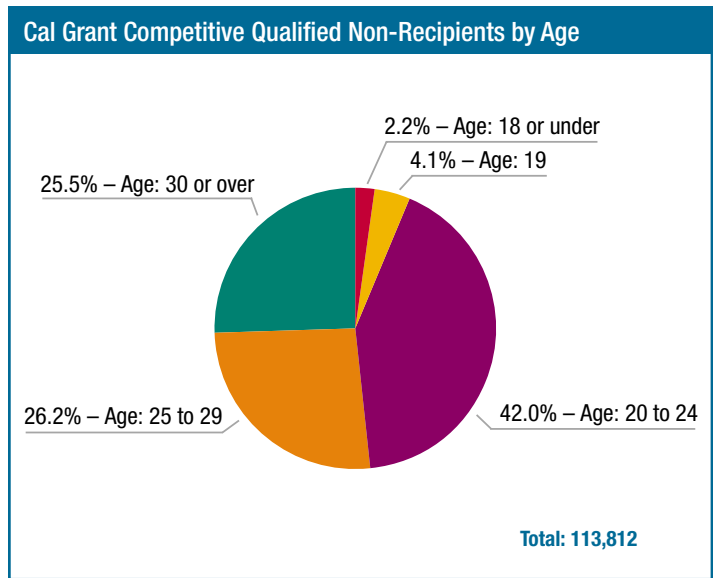
Cal Grant Competitive Qualified Non-Recipients

Applicants must meet multiple criteria to qualify.

Submission of both the Free Application for Federal Student Aid and GPA Verification Form is the first step for applicants to be considered for a Competitive Cal Grant. 136,200 students were successful in meeting the financial and basic eligibility criteria. Additional eligibility criteria may include: a disadvantaged high school experience, an orphan or ward of the court, the number of family members in the applicant's household in relation to the household income, and others. Of the applicant pool, 16 percent, or about one out of six, of successful applicants received awards. Nearly 114,000 qualified students remained unserved.

Age	27
Income	\$17,413
GPA	2.92
Family Size	2.6

Men	45,745	40%
Women	68,067	60%
Total	113,812	100%



School Segment	Assets
California Community Colleges	\$316
University of California	\$377
California State University	\$343
Independent Colleges and Universities	\$553
Private Career Colleges	\$407

*69% of qualified non-recipients are independent.



CALIFORNIA
STUDENT AID
COMMISSION

California Student Aid Commission
P.O. Box 419030
Rancho Cordova, CA 95741-9030
www.csac.ca.gov

The California Student Aid Commission is the state's principal provider of intersegmental statewide grant aid to postsecondary students. Founded in 1955 as the California State Scholarship Commission, the Commission's primary programmatic responsibilities include administration of the Cal Grant program and several targeted state scholarship and loan forgiveness programs. The 15-member Commission also oversees the activities of its non-profit student loan services auxiliary, EdFUND.

